


Stereo Condenser

Microphone



C24

AKUSTISCHE U. KINO-GERÄTE GMBH



The **C24** Stereo Condenser Microphone

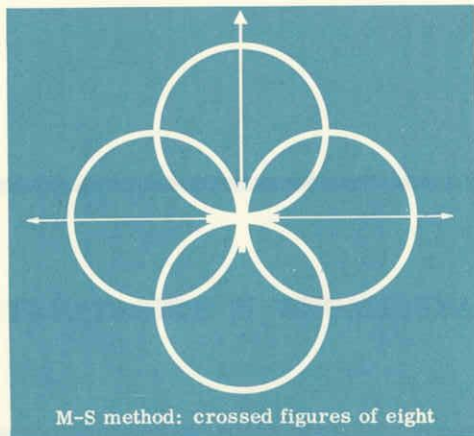

The C 24 Stereo condenser microphone with remote controlled pattern characteristic is designed for use in broadcast and recording studios. The frequency range extends above the audible range. The C 24 operates using the intensity principle and contains two coaxially situated microphone systems, each working into an individual preamplifier. Variable pattern characteristic, rotatable upper microphone system and two tilting positions permit MS as well as XY stereo recording. The directional pattern of both microphone systems can be varied by remote control, for instance from the control room, during actual program pick up without changes in level, without creating clicks or other noise and without changes in frequency response.

These special AKG features are of extreme importance for faithful stereo reproduction. 9 directional patterns are available:

- omnidirectional
- cardioid
- bidirectional
- hypercardioid
- and 5 other intermediate positions.

C 24 is housed in a cylindrical shell of 43 mm diameter. The preamplifier is situated in the shell below the 2 condenser microphone systems and contains one low-noise and anti-microphonic twin-triode 6072, all circuit elements and two twin-leg L-shaped output transformers which are insensitive against magnetic stray fields. Output impedance is 200 ohms but can be changed to 50 ohms by altering solder connections at the output transformers.

The connection cable between microphone and power supply unit N 24 may be as long as 200 meters. Normally supplied is the MK 24 cable with 20 m length. A new transistorized Zener-diode stabilizing circuit in the power supply unit N 24 permits the use of a microphone cable with a loop resistance of the filament circuit down to 40 ohms without a voltage re-adjustment. The twin-remote control unit S 24 may be located also at a far distance from the microphone or the power supply unit.




TECHNICAL DATA

Frequency range:	30...20 000 cps
Directional patterns:	omnidirectional cardioid bidirectional hyper-cardioid plus 5 intermediate patterns
Selection of patterns:	by electrical remote control, without changes of frequency response and level, without clicking noise, during actual program pick-up
Discrimination:	better than 15 db at 180° in cardioid, at 90° in bi-directional position
Sensitivity:	approx. 1 millivolt per microbar (at 200 ohms output terminals) - 33 db re 1 milliwatt at a sound pressure of 10 dynes per sqcm
Crosstalk between channels:	better than 40 db throughout entire range
Output impedance:	200 ohms when delivered. 50 ohms by changing solder connections
Tube:	1 x 6072 (for both channels)
Required power:	110/125/145/220/245 vac 50...60 cps. Set at 220 vac when delivered.


PARTS INCLUDED WHEN DELIVERED

C 24 condenser microphone: (grey satin finish)	diameter 43 mm, length 255 mm weight 0.65 kg
KS 24 elegant cassette: (blue leatherette)	height 56 mm, width 95 mm, length 295 mm, weight 0.5 kg
N 24 power supply unit: (brown hammertone, PVC edges)	height 170 mm, width 110 mm, length 255 mm, weight 4.0 kg
S 24 remote control unit: (brown hammertone)	height 105 mm, width 113 mm, length 240 mm, weight 1.2 kg
MK 24 microphone cable: (black, with connectors)	length 20 m, weight 1.9 kg

(cont'd)



X-Y method: crossed cardioids



X-Y method: crossed figures of eight


**PARTS INCLUDED
WHEN DELIVERED**
(cont'd)

R 24 twin remote control cable: length 10 m, weight 1.0 kg
(black, with connectors)

NF 24 audio frequency cable: length 5 m, weight 0.25 kg
(grey, connector on one
end)

NK 24 power cable: length 2 m, weight 90 g
(black, with connectors)

8 actual frequency response curves



AKUSTISCHE U. KINO-GERÄTE GMBH

WIEN XV, NOBILEGASSE 50 · AUSTRIA

TELEFON: (0222) 92 16 47

TELEX: 01 1839

TELEGRAMME: MICROPHONE WIEN